


SPICER®



Spicer®

Transfer Cases



www.spicerparts.com



Rough Terrain Versatility. Spicer OE Quality. Maximum power in all transmission speeds. Full torque capacity in both front and rear axles. All-purpose capability across rough environments. You get all-wheel drive when you need it—and you can disconnect features when you need additional power flow options. That's the power of Spicer parts. They're built to meet or even exceed the exact Dana standards that have made us the most trusted name in off-highway applications.

Take Your Trucks Where the Work Is.

Across sand, mud, ice or snow, the power of all-wheel drive ensures that you don't have to bring your work to your trucks. Pull a lever and you have maximum power in all transmission speeds and in just about any off-highway application. Spicer transfer cases can be coupled directly to a Spicer auxiliary transmission, providing full torque capacity to both front and rear axles.

Spicer transfer cases deliver more efficient use of your heavy-duty vehicles in a range of applications, including:

- Dump and block trucks
- Fire trucks
- Logging units
- Transit mixers
- Military vehicles
- Sweepers
- Oil and water drilling rigs
- Agriculture and mining trucks

Spicer transfer cases are adaptable to meet mid-ship mount and stationary applications in addition to direct mount to a variety of transmissions, providing an integral assembly for more efficient vehicle use.

- Optional front wheel disconnect to both front and rear axles
- Conventionally geared in a 1:1 ratio
- Five models available in various configurations
 - Model 738 Remote or Direct Mount
 - Model 784 Remote Mount
 - Model 785 Remote Mount
 - Model 791 Remote Mount
 - Model 792 Remote Mount



Transfer Case Torque Ratings

- Continuous duty torque rating: 3,725 lb-ft
- Manual transmission low gear net torque rating*: 10,000 lb-ft
- Automatic transmission stall torque rating**: 11,000 lb-ft
- Drop gear ratio: 1:1
- Maximum operating speed: 5,000 RPM

Maximum torque at the transfer case can be limited by either the engine capacity or the vehicle wheel skid.

*Based on 85% efficiency **Stall torque value to be taken from engine-transmission performance curve



Genuine Spicer transfer cases are the recognized standard throughout a wide range of markets and industries.



Spicer Transfer Cases: Part of a Complete Drivetrain Solution.

From withstanding harsh construction or mining environments to customizing a niche vocational vehicle, Off-Highway Systems provide more than just components. Our complete product line provides integrated systems solutions and offers technically advanced drivetrain systems engineered for superior performance. Visit www.spicerparts.com/off-highway to learn more.

Features and Benefits

Ball bearing mounted gears and shafts prevent premature malfunctions

One-piece construction provides rigidity necessary to withstand off-highway usage

Available with forced lubrication provisions

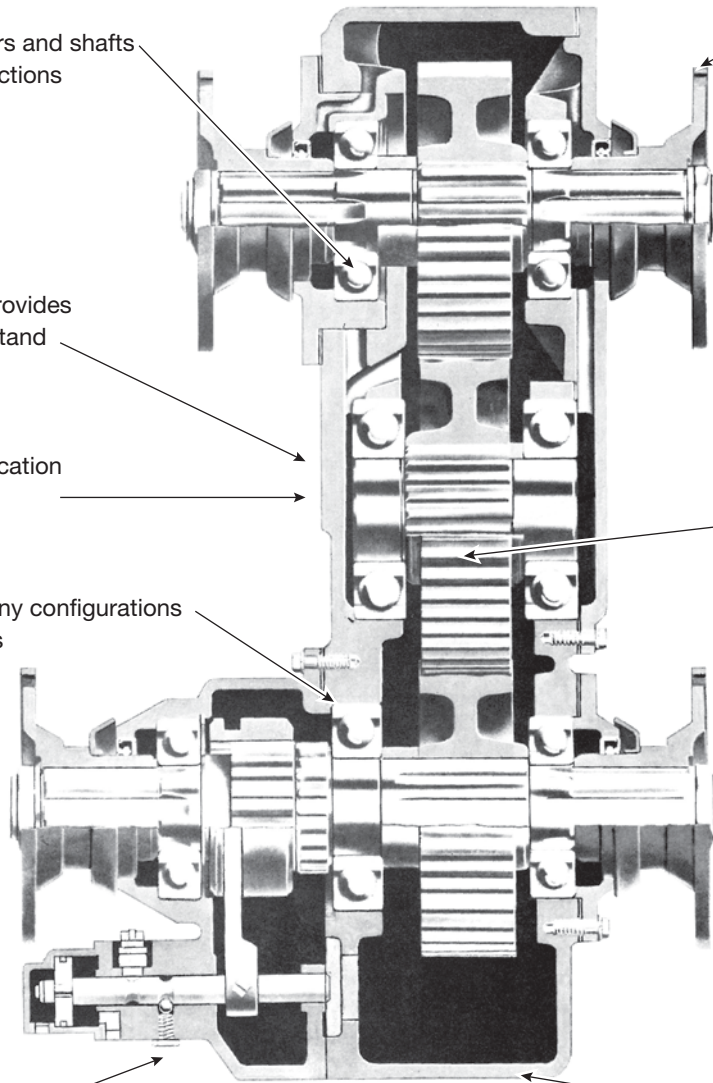
Versatile design offers many configurations to meet your requirements

Customer can specify two different shift operations

Available with customer-specified end yokes or companion flanges

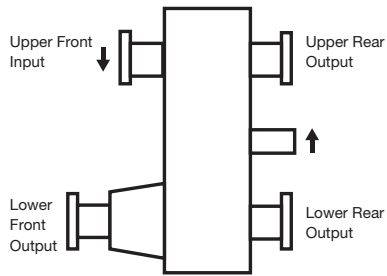
Constant mesh gears ensure long life

Available with integral Spicer auxiliary transmissions

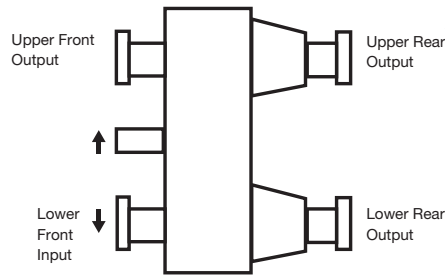


Transfer Case Model Overview

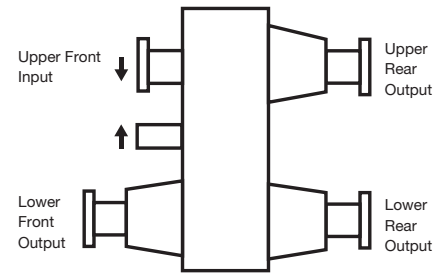
Model 738 Remote or Direct Mount



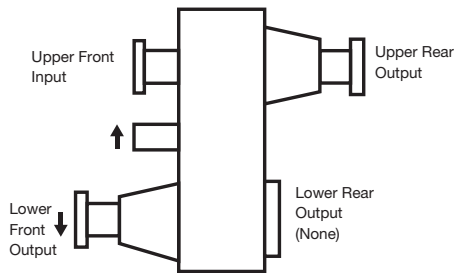
Model 784 Remote Mount



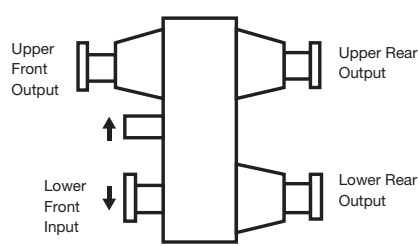
Model 785 Remote Mount



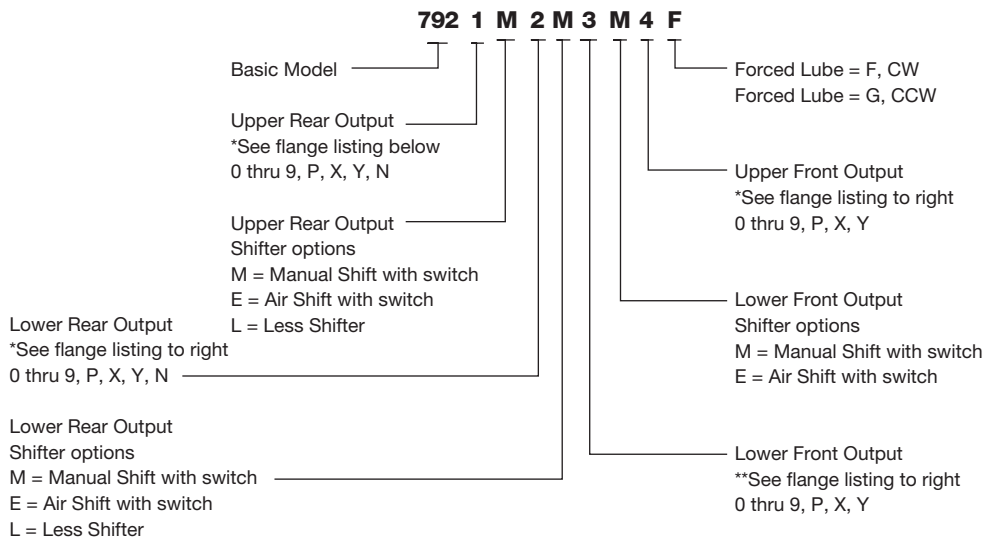
Model 791 Remote Mount



Model 792 Remote Mount



792 Model Number Construction - Remote Mount



*Flange and End Yoke Listing

N = No output (Blanked off)

P = No flange, output (Paper sleeve)

0 = 5-1-2541, 1610 Series Flange

1 = 5-1-4641X, 1610 Series Flange with Slinger

2 = 6-1-1731, 1710 Series Flange

3 = 6-1-4091X, 1710 Series Flange with Slinger

4 = 6.5-1-481, 1810 Series Flange

5 = 6.5-1-1471X, 1810 Series Flange with Slinger

6 = 6-4-3031, 1710 End Yoke

7 = 6-4-3461X, 1710 End Yoke with Slinger

8 = 6.5-4-1971, 1810 End Yoke

9 = 6.5-4-2831X, 1810 End Yoke with Slinger

X = 5-4-4751X, 1610 End Yoke with Slinger

Y = 6-1-1481, 1710 Series Flange

NOTE: CW Input Pump = 378889-1 (F)

CCW Input Pump = 378853-1 (G)

For more information, contact your Spicer sales representative or go to www.spicerparts.com.

Dana Aftermarket Group

PO Box 321
Toledo, Ohio 43697-0321

Warehouse Distributors: 1.800.621.8084

OE Dealers: 1.877.777.5360

www.spicerparts.com

SPICER®



TC2702-DAG-92012 Printed in U.S.A.
Copyright Dana Limited, 2012.
All rights reserved. Dana Limited.

